



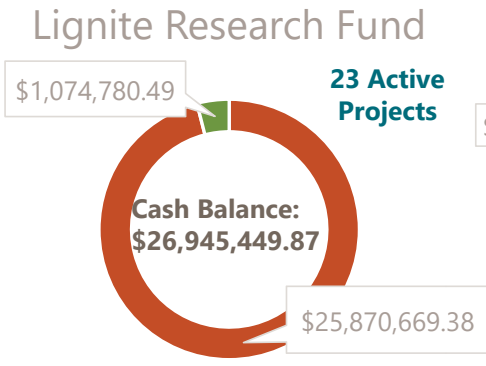
# OIL AND GAS RESEARCH PROGRAM PROJECT MANAGEMENT REPORT

Reice Haase, Deputy Executive Director, NDIC

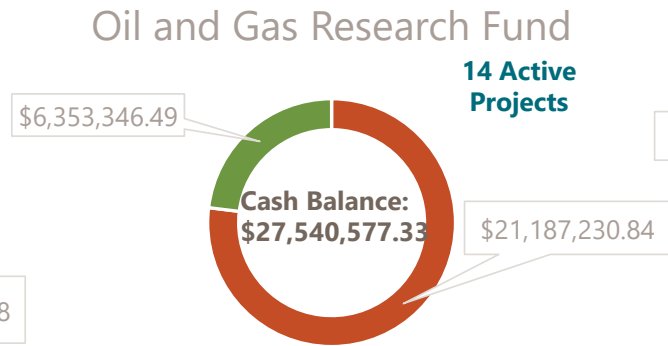
July 22, 2024



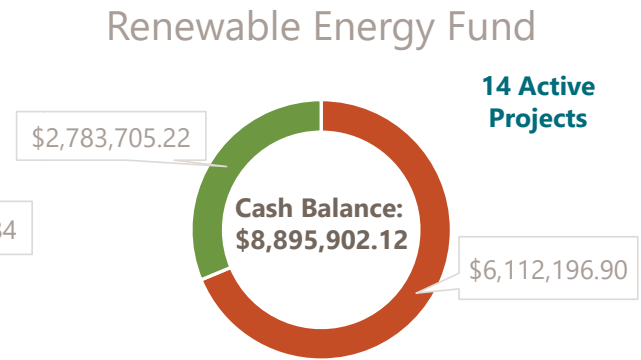
# INDUSTRIAL COMMISSION-MANAGED FUNDS



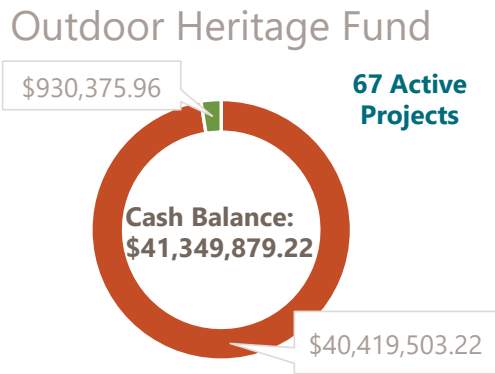
■ Committed ■ Uncommitted




■ Committed ■ Uncommitted



■ Committed ■ Uncommitted

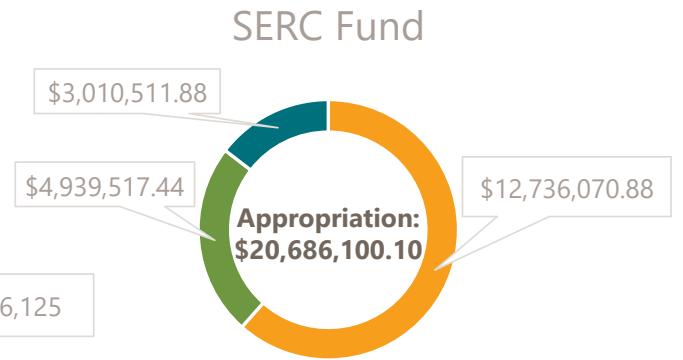


■ Committed ■ Uncommitted



\*Does not include ARPA or Loans

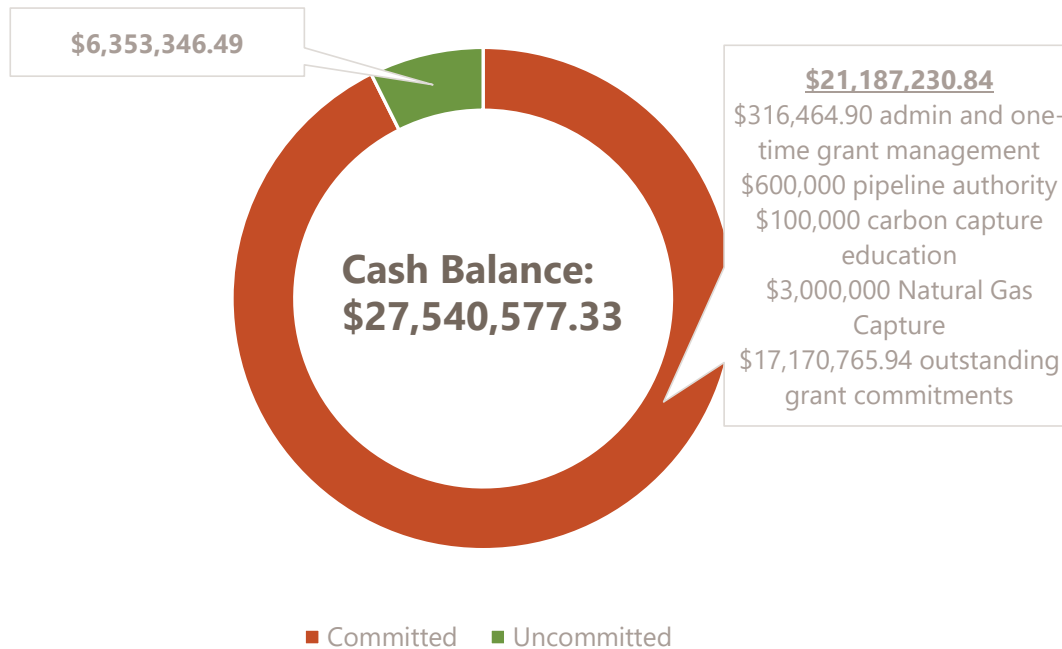
■ Committed ■ Uncommitted



■ Leg. Directed ■ Remaining ■ Spent

# OIL AND GAS RESEARCH FUND BALANCE JUNE 24, 2024

Oil and Gas Research Fund



### Funding Source:

- \$17.5 million oil production and extraction tax
- \$3 million SIIF for iPipe



**116 Cumulative Projects**



**14 Active Projects**



### Cumulative Value:

- \$93.2 million granted
- \$530.5 million project value

Project	Deliverable	Manager	Due Date	Budget	Paid Out	Notes
G-045-086(Units&Offfields)	Status Report 1	ERRC	1/31/2022	\$ 3,000,000.00	\$ 203,772.82	
	Status Report 2		4/30/2022	\$ 2,796,227.18	\$ -	
	Status Report 3		7/31/2022	\$ 2,796,227.18	\$ -	
	Status Report 4		10/31/2022	\$ 2,796,227.18	\$ -	
	Status Report 5		1/31/2023	\$ 2,796,227.18	\$ -	
	Status Report 6		4/30/2023	\$ 2,796,227.18	\$ -	
	Status Report 7		7/31/2023	\$ 2,796,227.18	\$ 1,325,039.84	
	Status Report 8		10/31/2023	\$ 1,471,187.34	\$ 332,347.65	
	Status Report 9		1/31/2024	\$ 1,138,839.69	\$ 269,138.32	
	Status Report 10		4/30/2024	\$ 869,701.37	\$ 389,247.84	
	Final Report		6/30/2024	\$ 480,453.53		Final report under review
	G-046-088(PIPE)		Status Report 1	ERRC	7/31/2018	\$ 2,600,000.00
Status Report 2		10/31/2018	\$ 2,435,000.00		\$ 75,000.00	
Status Report 3		1/31/2019	\$ 2,360,000.00		\$ 75,000.00	
Status Report 4		4/30/2019	\$ 2,285,000.00		\$ 75,000.00	
Status Report 5		7/31/2019	\$ 2,210,000.00		\$ 75,000.00	
Status Report 6		10/31/2019	\$ 2,135,000.00		\$ 75,000.00	
Status Report 7		1/31/2020	\$ 2,060,000.00		\$ 150,000.00	
Status Report 8		4/30/2020	\$ 1,910,000.00		\$ 150,000.00	
Status Report 9		7/31/2020	\$ 1,760,000.00		\$ 150,000.00	
Status Report 10		10/31/2020	\$ 1,610,000.00		\$ -	
Status Report 11		1/31/2021	\$ 1,610,000.00		\$ 300,000.00	
Status Report 12		4/30/2021	\$ 1,310,000.00		\$ 150,000.00	
Status Report 13	7/31/2021	\$ 1,160,000.00	\$ 150,000.00			
Status Report 14	10/31/2021	\$ 1,010,000.00	\$ 150,000.00			
Status Report 15	1/31/2022	\$ 860,000.00	\$ 150,000.00			
Status Report 16	4/30/2022	\$ 710,000.00	\$ 150,000.00			
Status Report 17	7/31/2022	\$ 560,000.00	\$ -			
Status Report 18	10/31/2022	\$ 560,000.00	\$ 100,000.00			
Status Report 19	1/31/2023	\$ 460,000.00	\$ -			
Status Report 20	4/30/2023	\$ 460,000.00	\$ -			
Status Report 21	7/31/2023	\$ 460,000.00	\$ 150,000.00			
Status Report 22	10/31/2023	\$ 310,000.00	\$ 50,000.00			
Status Report 23	1/31/2024	\$ 260,000.00	\$ -			
Status Report 24	4/30/2024	\$ 260,000.00	\$ -			
Status Report 25	7/31/2024	\$ 260,000.00	\$ -			
Status Report 26	10/31/2024	\$ 260,000.00	\$ -			
Final Report	12/31/2024	\$ 260,000.00				
G-047-090(HistoryNDOT)	Status Report 1	NDPF	11/1/2015	\$ 295,500.00	\$ 54,000.00	
	Status Report 2		11/1/2020	\$ 241,500.00	\$ -	
	Status Report 3		11/1/2021	\$ 241,500.00	\$ -	
	Status Report 4		11/1/2022	\$ 241,500.00		Extension Granted
Final Report	12/31/2024	\$ 241,500.00				
G-049-094(Vis&Roads)	Status Report 1	WDEA	11/1/2015	\$ 310,000.00	\$ -	
	Status Report 2		5/1/2020	\$ 310,000.00	\$ 163,125.63	
	Status Report 3		11/1/2020	\$ 146,874.37		
	Final Report		5/1/2021	\$ 146,874.37	\$ 130,031.09	
Turnback			\$ 16,843.28		Project Complete	
G-050-096(PCOR)	Qtr Report 1	ERRC	2/1/2020	\$ 2,000,000.00	\$ -	
	Qtr Report 2		5/1/2020	\$ 2,000,000.00	\$ -	
	Qtr Report 3		8/1/2020	\$ 2,000,000.00	\$ 33,617.07	
	Qtr/Annual Report		11/1/2020	\$ 1,966,382.93	\$ 50,810.21	
	Qtr Report 4		2/1/2021	\$ 1,915,572.72	\$ 9,511.81	
	Qtr Report 5		5/1/2021	\$ 1,906,060.91	\$ 29,057.48	
	Qtr Report 6		8/1/2021	\$ 1,877,003.43	\$ 29,057.48	
	Qtr/Annual Report		11/1/2021	\$ 1,847,945.95	\$ -	
	Qtr Report 7		2/2/2022	\$ 1,847,945.95	\$ 339,203.62	
	Qtr Report 8		5/1/2022	\$ 1,508,742.33	\$ 149,084.47	
	Qtr Report 9		8/1/2022	\$ 1,359,657.86	\$ -	
	Qtr/Annual Report 1		11/1/2022	\$ 1,359,657.86	\$ -	
Qtr Report 10	2/1/2023	\$ 1,359,657.86	\$ -			
Qtr Report 11	5/1/2023	\$ 1,359,657.86	\$ 746,206.11			
Qtr Report 12	8/1/2023	\$ 613,451.75	\$ -			
Qtr/Annual Report 1	11/1/2023	\$ 613,451.75	\$ 107,660.02			
Qtr Report 13	2/2/2024	\$ 505,791.73	\$ 41,613.88			
Qtr Report 14	5/1/2024	\$ 464,177.85	\$ 30,473.14			
Qtr Report 15	8/1/2024	\$ 433,704.71	\$ -			
Final Report	11/1/2024	\$ 433,704.71	\$ -			
G-050-097(EOR)	Qtr Report 1	ERRC	5/1/2020	\$ 500,000.00	\$ 20,460.13	
	Qtr Report 2		8/1/2020	\$ 479,539.87	\$ 9,035.15	
	Qtr Report 3		11/1/2020	\$ 470,504.72	\$ 30,288.49	
	Qtr Report 4		2/1/2021	\$ 440,216.23	\$ 11,171.97	
	Qtr Report 5		5/1/2021	\$ 429,044.26	\$ 12,818.90	
Qtr Report 6	8/1/2021	\$ 416,225.36	\$ 2,919.17			

	Qtr Report :			11/1/2021 \$	413,306.19	\$	2,220.76	
	Qtr Report :			2/2/2022 \$	411,085.43	\$	6,016.00	
	Qtr Report :			5/1/2022 \$	405,069.43	\$	-	
	Qtr Report 1:			8/1/2022 \$	405,069.43	\$	-	
	Qtr Report 1:			9/30/2022 \$	405,069.43	\$	-	
	Qtr Report 1:			11/1/2022 \$	405,069.43			
	Qtr Report 1:			2/1/2023 \$	405,069.43			
	Qtr Report 1:			5/1/2023 \$	405,069.43			
	Qtr Report 1:			8/1/2023 \$	405,069.43			
	D3 Business Cases for Commercial Deployem			10/1/2023 \$	405,069.43			Contract Extension
	Qtr Report 1:			11/1/2023 \$	405,069.43			
	Qtr Report 1:			2/2/2024 \$	405,069.43			
	Qtr Report 1:			5/1/2024 \$	405,069.43			
	Qtr Report 1:			8/1/2024 \$	405,069.43			
	Final Report			9/30/2024 \$	405,069.43			
G-053-103(BiosurfactantEOR)	Status Report :		Creedence	6/1/2021 \$	205,750.00	\$	-	
	Status Report :			9/1/2021 \$	205,750.00	\$	-	
	Status Report :			12/1/2021 \$	205,750.00			
	Status Report :			3/1/2022 \$	205,750.00			
	Status Report :			6/1/2022 \$	205,750.00			
	Final Report			7/31/2022 \$	205,750.00	\$	181,394.34	
	Turnback				24,355.66			Project Complete
G-055-106(ScaleRemoval)	Status Report :		UND	1/1/2023 \$	451,427.00	\$	-	
	Status Report :			7/1/2023 \$	451,427.00	\$	140,019.16	
	Status Report :			1/1/2024 \$	311,407.84	\$	157,607.63	
	Final Report			8/1/2024 \$	153,800.21			Contract Extension
G-055-107(PetEngneeringResearch)	Status Report :		UND	9/1/2023 \$	2,980,000.00	\$	-	
	Status Report :			3/1/2024 \$	2,980,000.00	\$	1,262,328.00	
	Status Report :			9/1/2024 \$	1,717,672.00			
	Final Report			3/1/2025 \$	1,717,672.00			
G-055-108(Pipe2.0)	Qtr Report :		ERC	7/31/2022 \$	400,000.00	\$	70,663.93	
	Qtr Report :			10/31/2022 \$	329,336.07			
	Qtr Report :			1/31/2023 \$	329,336.07			
	Qtr Report :			4/30/2023 \$	329,336.07	\$	153,013.10	
	Qtr Report :			7/31/2023 \$	176,322.97	\$	54,651.67	
	Qtr Report :			10/31/2023 \$	121,671.30	\$	23,415.33	
	Final Report			6/30/2024 \$	98,255.97			Under review
G-055-110 (Thief Hatches)	Status Report :		Blue Rock Solution	10/1/2022 \$	436,000.00	\$	32,376.77	
	Status Report :			12/1/2022 \$	403,623.23	\$	24,446.09	
	Status Report :			3/1/2023 \$	379,177.14	\$	38,515.74	
	Status Report :			7/1/2023 \$	340,661.40	\$	42,495.24	
	Status Report :			10/1/2023 \$	298,166.16	\$	-	
	Status Report :			1/1/2024 \$	298,166.16	\$	149,381.63	
	Status Report :			4/1/2024 \$	148,784.53	\$	68,892.28	
	Final Report			7/1/2024 \$	79,892.25	\$	79,892.25	Project Complete
G-056-111 (Ag Carbon Capture)	Status Report :		ND Natural Resources Trus	2/28/2023 \$	500,000.00	\$	150,621.97	
	Status Report :			9/1/2023 \$	349,378.03	\$	124,426.81	
	Status Report :			2/29/2024 \$	224,951.22			Under review
	Status Report :			9/1/2024 \$	224,951.22			
	Final Report			2/28/2025 \$	224,951.22			
G-057-112 (Outreach 2.0)	Status Report :		NDFP	8/1/2023 \$	982,125.00	\$	-	
	Status Report :			12/1/2023 \$	982,125.00	\$	308,760.61	
	Status Report :			8/1/2024 \$	673,364.39			
	Final Report			12/31/2024 \$	673,364.39			
G-058-113 (Roughrider Hub)	Status Report :		OneOK	6/30/2024 \$	525,000.00			Under review
	Status Report :			1/31/2025 \$	525,000.00			
	Final Report			6/30/2025 \$	525,000.00			
G-058-114 (Madison EOR)	Status Report :		Cobra Oil and Ga	12/31/2023 \$	2,000,000.00	\$	1,141.00	
	Status Report :			6/30/2024 \$	1,998,859.00			
	Status Report :			12/31/2024 \$	1,998,859.00			
	Status Report :			5/31/2025 \$	1,998,859.00			
	Final Report			10/31/2025 \$	1,998,859.00			
G-058-115 (BP Op 4.0)	Status Report :		ERC	12/31/2023 \$	4,000,000.00	\$	443,604.41	
	Status Report :			6/30/2024 \$	3,556,395.59			Under review
	Status Report :			12/31/2024 \$	3,556,395.59			
	Status Report :			6/30/2025 \$	3,556,395.59			
	Final Report			10/31/2025 \$	3,556,395.59			
G-059-116 (Pipe 3.0)	Status Report :			4/30/2024 \$	3,000,000.00	\$	22,485.96	
	Status Report :			7/31/2024 \$	2,977,514.04			
	Status Report :			10/31/2024 \$	2,977,514.04			
	Status Report :			1/31/2025 \$	2,977,514.04			
	Status Report :			4/30/2025 \$	2,977,514.04			
	Status Report :			7/31/2025 \$	2,977,514.04			
	Status Report :			10/31/2025 \$	2,977,514.04			
	Final Report			12/31/2025 \$	2,977,514.04			